

Ohnsorg

COIFFE À LAMELLES

CASTOR®

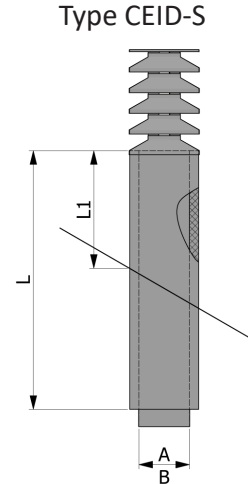
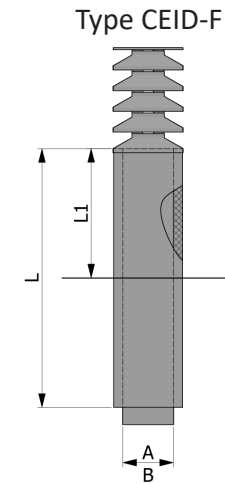
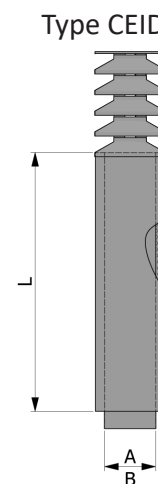
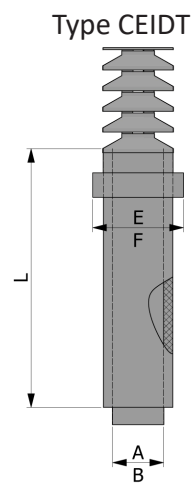
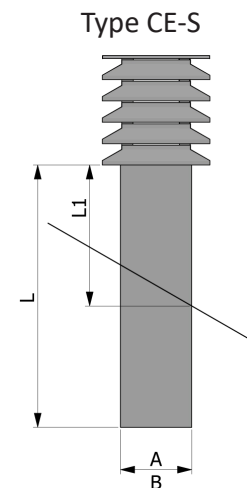
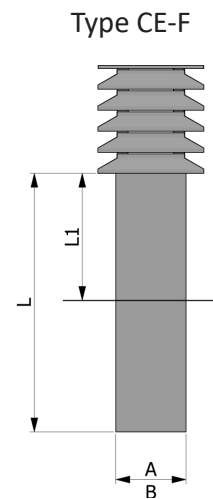
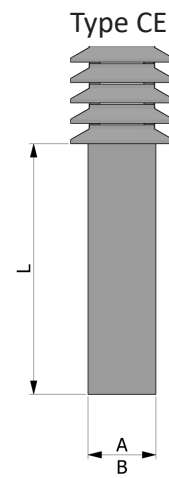
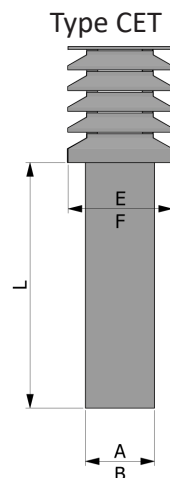
CARRÉ

 COMMANDE

 DEMANDE

MAISON	
CP / LIEU	
CONTACT	
TÉL	
RÉF.	
DÉLAIS	

Remarque:



Type	Pièce	Matériaux	DN A x B	L	L1	Cadre		Collerette F (Norme: DN+110)	isolé			Pente du toit (Type CE-S & CEID-S)	Type de tuile (Type CE-S & CEID-S)
						M20	M30		25	50	100		
						<input type="checkbox"/>	<input type="checkbox"/>		<input type="checkbox"/>	<input type="checkbox"/>	<input type="checkbox"/>		
						<input type="checkbox"/>	<input type="checkbox"/>		<input type="checkbox"/>	<input type="checkbox"/>	<input type="checkbox"/>		
						<input type="checkbox"/>	<input type="checkbox"/>		<input type="checkbox"/>	<input type="checkbox"/>	<input type="checkbox"/>		
						<input type="checkbox"/>	<input type="checkbox"/>		<input type="checkbox"/>	<input type="checkbox"/>	<input type="checkbox"/>		
						<input type="checkbox"/>	<input type="checkbox"/>		<input type="checkbox"/>	<input type="checkbox"/>	<input type="checkbox"/>		